

**Election Summary with Group Detail
2026 Primary Election**

Unofficial Results

May 5, 2026

Sandusky County, Ohio

STATISTICS

	TOTAL	Election Day	In Office	Absentee	Provisional
Election Day Precincts Reporting	58 of 58	58	0	0	0
Registered Voters - Total	38,656				
Registered Voters - Democratic	2,353				
Registered Voters - Republican	6,205				
Registered Voters - Libertarian	3				
Registered Voters - Nonpartisan	30,095				
Ballots Cast - Total	11,535	9,566	1,464	505	0
Ballots Cast - Democratic	3,438	2,519	674	245	0
Ballots Cast - Republican	7,737	6,739	761	237	0
Ballots Cast - Libertarian	52	45	4	3	0
Ballots Cast - Nonpartisan	308	263	25	20	0
Voter Turnout - Total	29.84%				
Voter Turnout - Democratic	146.11%				
Voter Turnout - Republican	124.69%				
Voter Turnout - Libertarian	1733.33%				
Voter Turnout - Nonpartisan	1.02%				

Election Summary with Group Detail
2026 Primary Election

Unofficial Results

May 5, 2026

Sandusky County, Ohio

Dem Governor and Lieutenant Governor

Vote For 1

	TOTAL	VOTE %	Election Day	In Office	Absentee	Provisional
Amy Acton and David Pepper	3,203	100.00%	2,328	651	224	0
Total Votes Cast	3,203	100.00%	2,328	651	224	0
Overvotes	0		0	0	0	0
Undervotes	235		191	23	21	0
Contest Totals	3,438		2,519	674	245	0

Dem Attorney General

Vote For 1

	TOTAL	VOTE %	Election Day	In Office	Absentee	Provisional
Elliot Forhan	1,268	42.24%	919	263	86	0
John J. Kulewicz	1,734	57.76%	1,248	366	120	0
Total Votes Cast	3,002	100.00%	2,167	629	206	0
Overvotes	2		1	1	0	0
Undervotes	434		351	44	39	0
Contest Totals	3,438		2,519	674	245	0

Dem Auditor of State

Vote For 1

	TOTAL	VOTE %	Election Day	In Office	Absentee	Provisional
Annette Blackwell	2,922	100.00%	2,113	600	209	0
Total Votes Cast	2,922	100.00%	2,113	600	209	0
Overvotes	0		0	0	0	0
Undervotes	516		406	74	36	0
Contest Totals	3,438		2,519	674	245	0

Dem Secretary of State

Vote For 1

	TOTAL	VOTE %	Election Day	In Office	Absentee	Provisional
Bryan Hambley	840	26.83%	575	200	65	0
Allison Russo	2,291	73.17%	1,688	446	157	0
Total Votes Cast	3,131	100.00%	2,263	646	222	0
Overvotes	3		2	0	1	0
Undervotes	304		254	28	22	0
Contest Totals	3,438		2,519	674	245	0

Dem Treasurer of State

Vote For 1

	TOTAL	VOTE %	Election Day	In Office	Absentee	Provisional
Seth Walsh	2,898	100.00%	2,092	598	208	0
Total Votes Cast	2,898	100.00%	2,092	598	208	0
Overvotes	0		0	0	0	0
Undervotes	540		427	76	37	0
Contest Totals	3,438		2,519	674	245	0

Dem Justice of the Supreme Court FTC 1-1-27

Vote For 1

	TOTAL	VOTE %	Election Day	In Office	Absentee	Provisional
Marilyn Zayas	2,817	100.00%	2,042	567	208	0
Total Votes Cast	2,817	100.00%	2,042	567	208	0
Overvotes	0		0	0	0	0
Undervotes	621		477	107	37	0
Contest Totals	3,438		2,519	674	245	0

Election Summary with Group Detail
2026 Primary Election

Unofficial Results

May 5, 2026

Sandusky County, Ohio

Dem Justice of the Supreme Court FTC 1-2-27

Vote For 1

	TOTAL	VOTE %	Election Day	In Office	Absentee	Provisional
Jennifer Brunner	2,899	100.00%	2,105	597	197	0
Total Votes Cast	2,899	100.00%	2,105	597	197	0
Overvotes	0		0	0	0	0
Undervotes	539		414	77	48	0
Contest Totals	3,438		2,519	674	245	0

Dem U.S. Senator UTE 1-3-29

Vote For 1

	TOTAL	VOTE %	Election Day	In Office	Absentee	Provisional
Sherrod Brown	2,952	86.95%	2,131	606	215	0
Ron Kincaid	443	13.05%	357	66	20	0
Total Votes Cast	3,395	100.00%	2,488	672	235	0
Overvotes	1		1	0	0	0
Undervotes	42		30	2	10	0
Contest Totals	3,438		2,519	674	245	0

Dem Representative to Congress 5th Dist

Vote For 1

	TOTAL	VOTE %	Election Day	In Office	Absentee	Provisional
Daniel John Burket	1,114	37.12%	781	270	63	0
Martin M. Heberling III	526	17.53%	366	104	56	0
Brian A. Shaver	774	25.79%	581	139	54	0
Scott E. Tabor	587	19.56%	444	108	35	0
Total Votes Cast	3,001	100.00%	2,172	621	208	0
Overvotes	13		11	1	1	0
Undervotes	424		336	52	36	0
Contest Totals	3,438		2,519	674	245	0

Election Summary with Group Detail
2026 Primary Election

Unofficial Results

May 5, 2026

Sandusky County, Ohio

Dem State Representative 88th Dist

Vote For 1

	TOTAL	VOTE %	Election Day	In Office	Absentee	Provisional
Aaron W. Jones	2,829	100.00%	2,047	585	197	0
Total Votes Cast	2,829	100.00%	2,047	585	197	0
Overvotes	0		0	0	0	0
Undervotes	609		472	89	48	0
Contest Totals	3,438		2,519	674	245	0

Dem Member of State Central Committee, Man 26th Dist

Vote For 1

	TOTAL	VOTE %	Election Day	In Office	Absentee	Provisional
Chris Liebold	2,145	68.99%	1,517	483	145	0
Randy Weston	964	31.01%	742	156	66	0
Total Votes Cast	3,109	100.00%	2,259	639	211	0
Overvotes	0		0	0	0	0
Undervotes	329		260	35	34	0
Contest Totals	3,438		2,519	674	245	0

Dem Member of State Central Committee, Woman 26th Dist

Vote For 1

	TOTAL	VOTE %	Election Day	In Office	Absentee	Provisional
Brandi R. Downs	1,410	48.04%	1,068	261	81	0
Gina R. Grandillo	1,525	51.96%	1,059	347	119	0
Total Votes Cast	2,935	100.00%	2,127	608	200	0
Overvotes	0		0	0	0	0
Undervotes	503		392	66	45	0
Contest Totals	3,438		2,519	674	245	0

Election Summary with Group Detail
2026 Primary Election

Unofficial Results

May 5, 2026

Sandusky County, Ohio

Dem Judge of the Court of Appeals 6th Dist FTC 2-9-27

Vote For 1

	TOTAL	VOTE %	Election Day	In Office	Absentee	Provisional
No Valid Petition Filed	0		0	0	0	0
Total Votes Cast	0		0	0	0	0
Overvotes	0		0	0	0	0
Undervotes	3,438		2,519	674	245	0
Contest Totals	3,438		2,519	674	245	0

Dem Judge of the Court of Appeals 6th Dist FTC 2-10-27

Vote For 1

	TOTAL	VOTE %	Election Day	In Office	Absentee	Provisional
Myron C. Duhart	2,795	100.00%	2,014	586	195	0
Total Votes Cast	2,795	100.00%	2,014	586	195	0
Overvotes	0		0	0	0	0
Undervotes	643		505	88	50	0
Contest Totals	3,438		2,519	674	245	0

Dem Judge of the Court of Common Pleas FTC 1-1-27

Vote For 1

	TOTAL	VOTE %	Election Day	In Office	Absentee	Provisional
No Valid Petition Filed	0		0	0	0	0
Total Votes Cast	0		0	0	0	0
Overvotes	0		0	0	0	0
Undervotes	3,438		2,519	674	245	0
Contest Totals	3,438		2,519	674	245	0

Election Summary with Group Detail
2026 Primary Election

Unofficial Results

May 5, 2026

Sandusky County, Ohio

Dem Judge of the Court of Common Pleas FTC 2-10=27

Vote For 1

	TOTAL	VOTE %	Election Day	In Office	Absentee	Provisional
No Valid Petition Filed	0		0	0	0	0
Total Votes Cast	0		0	0	0	0
Overvotes	0		0	0	0	0
Undervotes	3,438		2,519	674	245	0
Contest Totals	3,438		2,519	674	245	0

Dem Judge of the Court of Common Pleas Prob/Juv FTC 2-9-27

Vote For 1

	TOTAL	VOTE %	Election Day	In Office	Absentee	Provisional
No Valid Petition Filed	0		0	0	0	0
Total Votes Cast	0		0	0	0	0
Overvotes	0		0	0	0	0
Undervotes	3,438		2,519	674	245	0
Contest Totals	3,438		2,519	674	245	0

Dem County Commissioner

Vote For 1

	TOTAL	VOTE %	Election Day	In Office	Absentee	Provisional
Kurtis A. Kuhl	2,849	100.00%	2,053	595	201	0
Total Votes Cast	2,849	100.00%	2,053	595	201	0
Overvotes	0		0	0	0	0
Undervotes	589		466	79	44	0
Contest Totals	3,438		2,519	674	245	0

Election Summary with Group Detail
2026 Primary Election

Unofficial Results

May 5, 2026

Sandusky County, Ohio

Dem County Auditor

Vote For 1

	TOTAL	VOTE %	Election Day	In Office	Absentee	Provisional
No Valid Petition Filed	0		0	0	0	0
Total Votes Cast	0		0	0	0	0
Overvotes	0		0	0	0	0
Undervotes	3,438		2,519	674	245	0
Contest Totals	3,438		2,519	674	245	0

Dem Member of County Central Committee City of Bellevue 2-B

Vote For 1

	TOTAL	VOTE %	Election Day	In Office	Absentee	Provisional
Cassandra Bencivengo	48	100.00%	36	8	4	0
Total Votes Cast	48	100.00%	36	8	4	0
Overvotes	0		0	0	0	0
Undervotes	17		11	3	3	0
Contest Totals	65		47	11	7	0

Dem Member of County Central Committee City of Clyde B

Vote For 1

	TOTAL	VOTE %	Election Day	In Office	Absentee	Provisional
Crystal D. Henson	50	100.00%	34	12	4	0
Total Votes Cast	50	100.00%	34	12	4	0
Overvotes	0		0	0	0	0
Undervotes	4		3	0	1	0
Contest Totals	54		37	12	5	0

Election Summary with Group Detail
 2026 Primary Election
 May 5, 2026

Unofficial Results

Sandusky County, Ohio

Dem Member of County Central Committee City of Clyde C

Vote For 1

	TOTAL	VOTE %	Election Day	In Office	Absentee	Provisional
Sandy J. Rios	38	100.00%	27	7	4	0
Total Votes Cast	38	100.00%	27	7	4	0
Overvotes	0		0	0	0	0
Undervotes	6		4	2	0	0
Contest Totals	44		31	9	4	0

Dem Member of County Central Committee City of Fremont 1-C

Vote For 1

	TOTAL	VOTE %	Election Day	In Office	Absentee	Provisional
Kathleen A. Nalley	41	100.00%	19	6	16	0
Total Votes Cast	41	100.00%	19	6	16	0
Overvotes	0		0	0	0	0
Undervotes	8		4	0	4	0
Contest Totals	49		23	6	20	0

Dem Member of County Central Committee City of Fremont 1-D

Vote For 1

	TOTAL	VOTE %	Election Day	In Office	Absentee	Provisional
Joseph F. Albrechta	51	100.00%	36	14	1	0
Total Votes Cast	51	100.00%	36	14	1	0
Overvotes	0		0	0	0	0
Undervotes	15		10	5	0	0
Contest Totals	66		46	19	1	0

Dem Member of County Central Committee City of Fremont 2-A

Vote For 1

	TOTAL	VOTE %	Election Day	In Office	Absentee	Provisional
Margaret Wolf	56	100.00%	36	14	6	0
Total Votes Cast	56	100.00%	36	14	6	0
Overvotes	0		0	0	0	0
Undervotes	5		1	1	3	0
Contest Totals	61		37	15	9	0

Dem Member of County Central Committee City of Fremont 2-B

Vote For 1

	TOTAL	VOTE %	Election Day	In Office	Absentee	Provisional
James S. Sleek	47	100.00%	31	12	4	0
Total Votes Cast	47	100.00%	31	12	4	0
Overvotes	0		0	0	0	0
Undervotes	7		4	2	1	0
Contest Totals	54		35	14	5	0

Dem Member of County Central Committee City of Fremont 2-C

Vote For 1

	TOTAL	VOTE %	Election Day	In Office	Absentee	Provisional
Sharie Chagnon-Murray	48	100.00%	31	10	7	0
Total Votes Cast	48	100.00%	31	10	7	0
Overvotes	0		0	0	0	0
Undervotes	9		7	1	1	0
Contest Totals	57		38	11	8	0

Election Summary with Group Detail
2026 Primary Election

Unofficial Results

May 5, 2026

Sandusky County, Ohio

Dem Member of County Central Committee City of Fremont 3-A

Vote For 1

	TOTAL	VOTE %	Election Day	In Office	Absentee	Provisional
Angie Ruiz	54	100.00%	38	14	2	0
Total Votes Cast	54	100.00%	38	14	2	0
Overvotes	0		0	0	0	0
Undervotes	5		4	0	1	0
Contest Totals	59		42	14	3	0

Dem Member of County Central Committee City of Fremont 3-B

Vote For 1

	TOTAL	VOTE %	Election Day	In Office	Absentee	Provisional
Marsha Guffey	88	100.00%	51	22	15	0
Total Votes Cast	88	100.00%	51	22	15	0
Overvotes	0		0	0	0	0
Undervotes	22		18	0	4	0
Contest Totals	110		69	22	19	0

Dem Member of County Central Committee City of Fremont 3-C

Vote For 1

	TOTAL	VOTE %	Election Day	In Office	Absentee	Provisional
Tammy Calhoun	86	100.00%	61	22	3	0
Total Votes Cast	86	100.00%	61	22	3	0
Overvotes	0		0	0	0	0
Undervotes	17		12	4	1	0
Contest Totals	103		73	26	4	0

Election Summary with Group Detail
2026 Primary Election

Unofficial Results

May 5, 2026

Sandusky County, Ohio

Dem Member of County Central Committee City of Fremont 4-B

Vote For 1

	TOTAL	VOTE %	Election Day	In Office	Absentee	Provisional
Christopher E. Liebold	62	100.00%	44	17	1	0
Total Votes Cast	62	100.00%	44	17	1	0
Overvotes	0		0	0	0	0
Undervotes	10		8	2	0	0
Contest Totals	72		52	19	1	0

Dem Member of County Central Committee City of Fremont 4-D

Vote For 1

	TOTAL	VOTE %	Election Day	In Office	Absentee	Provisional
Gary William Yambert	61	100.00%	40	17	4	0
Total Votes Cast	61	100.00%	40	17	4	0
Overvotes	0		0	0	0	0
Undervotes	6		6	0	0	0
Contest Totals	67		46	17	4	0

Dem Member of County Central Committee Ballville Twp A

Vote For 1

	TOTAL	VOTE %	Election Day	In Office	Absentee	Provisional
Michael L. Burkett	55	100.00%	37	17	1	0
Total Votes Cast	55	100.00%	37	17	1	0
Overvotes	0		0	0	0	0
Undervotes	12		9	3	0	0
Contest Totals	67		46	20	1	0

Election Summary with Group Detail
2026 Primary Election

Unofficial Results

May 5, 2026

Sandusky County, Ohio

Dem Member of County Central Committee Ballville Twp D

Vote For 1

	TOTAL	VOTE %	Election Day	In Office	Absentee	Provisional
Janet Walker	121	100.00%	64	45	12	0
Total Votes Cast	121	100.00%	64	45	12	0
Overvotes	0		0	0	0	0
Undervotes	12		10	1	1	0
Contest Totals	133		74	46	13	0

Dem Member of County Central Committee Ballville Twp E

Vote For 1

	TOTAL	VOTE %	Election Day	In Office	Absentee	Provisional
Russell Exlos-Raber	61	100.00%	44	12	5	0
Total Votes Cast	61	100.00%	44	12	5	0
Overvotes	0		0	0	0	0
Undervotes	15		10	5	0	0
Contest Totals	76		54	17	5	0

Dem Member of County Central Committee Ballville Twp G

Vote For 1

	TOTAL	VOTE %	Election Day	In Office	Absentee	Provisional
Mary Lou Stults	62	100.00%	50	9	3	0
Total Votes Cast	62	100.00%	50	9	3	0
Overvotes	0		0	0	0	0
Undervotes	12		8	1	3	0
Contest Totals	74		58	10	6	0

Election Summary with Group Detail
2026 Primary Election

Unofficial Results

May 5, 2026

Sandusky County, Ohio

Dem Member of County Central Committee Green Creek Twp A

Vote For 1

	TOTAL	VOTE %	Election Day	In Office	Absentee	Provisional
Lee R. Klohn	40	100.00%	33	3	4	0
Total Votes Cast	40	100.00%	33	3	4	0
Overvotes	0		0	0	0	0
Undervotes	8		7	1	0	0
Contest Totals	48		40	4	4	0

Dem Member of County Central Committee Jackson Twp A

Vote For 1

	TOTAL	VOTE %	Election Day	In Office	Absentee	Provisional
Sandra L. Wise	53	100.00%	36	16	1	0
Total Votes Cast	53	100.00%	36	16	1	0
Overvotes	0		0	0	0	0
Undervotes	5		3	2	0	0
Contest Totals	58		39	18	1	0

Dem Member of County Central Committee Jackson Twp B

Vote For 1

	TOTAL	VOTE %	Election Day	In Office	Absentee	Provisional
Roger Wise	24	100.00%	11	12	1	0
Total Votes Cast	24	100.00%	11	12	1	0
Overvotes	0		0	0	0	0
Undervotes	2		2	0	0	0
Contest Totals	26		13	12	1	0

Election Summary with Group Detail
2026 Primary Election

Unofficial Results

May 5, 2026

Sandusky County, Ohio

Dem Member of County Central Committee Madison Twp
Vote For 1

	TOTAL	VOTE %	Election Day	In Office	Absentee	Provisional
Thomas Younker	43	100.00%	34	6	3	0
Total Votes Cast	43	100.00%	34	6	3	0
Overvotes	0		0	0	0	0
Undervotes	13		12	0	1	0
Contest Totals	56		46	6	4	0

Dem Member of County Central Committee Gibsonburg Vill A
Vote For 1

	TOTAL	VOTE %	Election Day	In Office	Absentee	Provisional
Debra L. Johnson	63	100.00%	49	11	3	0
Total Votes Cast	63	100.00%	49	11	3	0
Overvotes	0		0	0	0	0
Undervotes	7		7	0	0	0
Contest Totals	70		56	11	3	0

Dem Member of County Central Committee Sandusky Twp A
Vote For 1

	TOTAL	VOTE %	Election Day	In Office	Absentee	Provisional
Marcus Williams	58	100.00%	43	13	2	0
Total Votes Cast	58	100.00%	43	13	2	0
Overvotes	0		0	0	0	0
Undervotes	10		9	1	0	0
Contest Totals	68		52	14	2	0

Election Summary with Group Detail
2026 Primary Election

Unofficial Results

May 5, 2026

Sandusky County, Ohio

Dem Member of County Central Committee Sandusky Twp D
Vote For 1

	TOTAL	VOTE %	Election Day	In Office	Absentee	Provisional
Amy M. Beam	56	100.00%	41	13	2	0
Total Votes Cast	56	100.00%	41	13	2	0
Overvotes	0		0	0	0	0
Undervotes	11		10	1	0	0
Contest Totals	67		51	14	2	0

Dem Member of County Central Committee Scott Twp
Vote For 1

	TOTAL	VOTE %	Election Day	In Office	Absentee	Provisional
Mark T. Younker	42	100.00%	35	5	2	0
Total Votes Cast	42	100.00%	35	5	2	0
Overvotes	0		0	0	0	0
Undervotes	4		3	1	0	0
Contest Totals	46		38	6	2	0

Dem Member of County Central Committee Woodville Twp
Vote For 1

	TOTAL	VOTE %	Election Day	In Office	Absentee	Provisional
Joyce Bower	56	100.00%	50	6	0	0
Total Votes Cast	56	100.00%	50	6	0	0
Overvotes	0		0	0	0	0
Undervotes	10		10	0	0	0
Contest Totals	66		60	6	0	0

Election Summary with Group Detail
 2026 Primary Election
 May 5, 2026

Unofficial Results

Sandusky County, Ohio

Dem Member of County Central Committee Woodville Village A
 Vote For 1

	TOTAL	VOTE %	Election Day	In Office	Absentee	Provisional
Matthew Wise	69	100.00%	64	3	2	0
Total Votes Cast	69	100.00%	64	3	2	0
Overvotes	0		0	0	0	0
Undervotes	22		19	3	0	0
Contest Totals	91		83	6	2	0

Dem Member of County Central Committee York A
 Vote For 1

	TOTAL	VOTE %	Election Day	In Office	Absentee	Provisional
Wenda Criswell	59	100.00%	39	16	4	0
Total Votes Cast	59	100.00%	39	16	4	0
Overvotes	0		0	0	0	0
Undervotes	14		9	5	0	0
Contest Totals	73		48	21	4	0

Dem Member of County Central Committee York B
 Vote For 1

	TOTAL	VOTE %	Election Day	In Office	Absentee	Provisional
Nancy Pickens	76	100.00%	54	14	8	0
Total Votes Cast	76	100.00%	54	14	8	0
Overvotes	0		0	0	0	0
Undervotes	9		8	0	1	0
Contest Totals	85		62	14	9	0

Election Summary with Group Detail
2026 Primary Election

Unofficial Results

May 5, 2026

Sandusky County, Ohio

Rep Governor and Lieutenant Governor

Vote For 1

	TOTAL	VOTE %	Election Day	In Office	Absentee	Provisional
Withdrawn Candidate	535	7.38%	455	51	29	0
Casey Putsch and Kimberly C. Georgetown	1,532	21.13%	1,359	133	40	0
Vivek Ramaswamy and Robert A. McColley	5,185	71.50%	4,516	531	138	0
Total Votes Cast	7,252	100.00%	6,330	715	207	0
Overvotes	20		15	1	4	0
Undervotes	465		394	45	26	0
Contest Totals	7,737		6,739	761	237	0

Rep Attorney General

Vote For 1

	TOTAL	VOTE %	Election Day	In Office	Absentee	Provisional
Keith Faber	5,724	100.00%	4,976	566	182	0
Total Votes Cast	5,724	100.00%	4,976	566	182	0
Overvotes	0		0	0	0	0
Undervotes	2,013		1,763	195	55	0
Contest Totals	7,737		6,739	761	237	0

Rep Auditor of State

Vote For 1

	TOTAL	VOTE %	Election Day	In Office	Absentee	Provisional
Frank LaRose	5,872	100.00%	5,105	581	186	0
Total Votes Cast	5,872	100.00%	5,105	581	186	0
Overvotes	0		0	0	0	0
Undervotes	1,865		1,634	180	51	0
Contest Totals	7,737		6,739	761	237	0

Election Summary with Group Detail

2026 Primary Election

May 5, 2026

Unofficial Results

Sandusky County, Ohio

Rep Secretary of State

Vote For 1

	TOTAL	VOTE %	Election Day	In Office	Absentee	Provisional
Robert Sprague	4,390	68.33%	3,794	463	133	0
Marcell Strbich	2,035	31.67%	1,788	182	65	0
Total Votes Cast	6,425	100.00%	5,582	645	198	0
Overvotes	3		2	0	1	0
Undervotes	1,309		1,155	116	38	0
Contest Totals	7,737		6,739	761	237	0

Rep Treasurer of State

Vote For 1

	TOTAL	VOTE %	Election Day	In Office	Absentee	Provisional
Jay Edwards	3,816	59.53%	3,356	359	101	0
Kristina D. Roegner	2,594	40.47%	2,225	275	94	0
Total Votes Cast	6,410	100.00%	5,581	634	195	0
Overvotes	2		2	0	0	0
Undervotes	1,325		1,156	127	42	0
Contest Totals	7,737		6,739	761	237	0

Rep Justice of the Supreme Court FTC 1-1-27

Vote For 1

	TOTAL	VOTE %	Election Day	In Office	Absentee	Provisional
Daniel R. Hawkins	5,396	100.00%	4,698	534	164	0
Total Votes Cast	5,396	100.00%	4,698	534	164	0
Overvotes	0		0	0	0	0
Undervotes	2,341		2,041	227	73	0
Contest Totals	7,737		6,739	761	237	0

Election Summary with Group Detail
2026 Primary Election

Unofficial Results

May 5, 2026

Sandusky County, Ohio

Rep Justice of the Supreme Court FTC 1-2-27

Vote For 1

	TOTAL	VOTE %	Election Day	In Office	Absentee	Provisional
Andrew King	1,640	26.60%	1,460	140	40	0
Jill Lanzinger	1,554	25.20%	1,297	193	64	0
Ronald Lewis	1,075	17.43%	942	104	29	0
Colleen O'Donnell	1,897	30.77%	1,655	180	62	0
Total Votes Cast	6,166	100.00%	5,354	617	195	0
Overvotes	21		20	1	0	0
Undervotes	1,550		1,365	143	42	0
Contest Totals	7,737		6,739	761	237	0

Rep U.S. Senator UTE 1-3-29

Vote For 1

	TOTAL	VOTE %	Election Day	In Office	Absentee	Provisional
Jon Husted	6,005	100.00%	5,221	595	189	0
Total Votes Cast	6,005	100.00%	5,221	595	189	0
Overvotes	0		0	0	0	0
Undervotes	1,732		1,518	166	48	0
Contest Totals	7,737		6,739	761	237	0

Rep Representative to Congress 5th Dist

Vote For 1

	TOTAL	VOTE %	Election Day	In Office	Absentee	Provisional
Bob Latta	6,023	100.00%	5,233	599	191	0
Total Votes Cast	6,023	100.00%	5,233	599	191	0
Overvotes	0		0	0	0	0
Undervotes	1,714		1,506	162	46	0
Contest Totals	7,737		6,739	761	237	0

Election Summary with Group Detail
2026 Primary Election

Unofficial Results

May 5, 2026

Sandusky County, Ohio

Rep State Representative 88th Dist
Vote For 1

	TOTAL	VOTE %	Election Day	In Office	Absentee	Provisional
Gary Click	4,147	57.69%	3,574	447	126	0
Eric Watson	3,042	42.31%	2,689	267	86	0
Total Votes Cast	7,189	100.00%	6,263	714	212	0
Overvotes	2		2	0	0	0
Undervotes	546		474	47	25	0
Contest Totals	7,737		6,739	761	237	0

Rep Member of State Central Committee, Man 26th Dist
Vote For 1

	TOTAL	VOTE %	Election Day	In Office	Absentee	Provisional
Charles A. Knight	1,872	28.96%	1,619	193	60	0
Justin C. Smith	2,786	43.09%	2,368	314	104	0
Fred Vogel	1,807	27.95%	1,620	154	33	0
Total Votes Cast	6,465	100.00%	5,607	661	197	0
Overvotes	1		1	0	0	0
Undervotes	1,271		1,131	100	40	0
Contest Totals	7,737		6,739	761	237	0

Rep Member of State Central Committee, Woman 26th Dist
Vote For 1

	TOTAL	VOTE %	Election Day	In Office	Absentee	Provisional
Susan Platt	5,489	100.00%	4,768	548	173	0
Total Votes Cast	5,489	100.00%	4,768	548	173	0
Overvotes	0		0	0	0	0
Undervotes	2,248		1,971	213	64	0
Contest Totals	7,737		6,739	761	237	0

Rep Judge of the Court of Appeals 6th Dist FTC 2-9-27

Vote For 1

	TOTAL	VOTE %	Election Day	In Office	Absentee	Provisional
Michael R. Goulding	5,385	100.00%	4,681	535	169	0
Total Votes Cast	5,385	100.00%	4,681	535	169	0
Overvotes	0		0	0	0	0
Undervotes	2,352		2,058	226	68	0
Contest Totals	7,737		6,739	761	237	0

Rep Judge of the Court of Appeals 6th Dist FTC 2-10-27

Vote For 1

	TOTAL	VOTE %	Election Day	In Office	Absentee	Provisional
CJ Kamm	5,268	100.00%	4,589	519	160	0
Total Votes Cast	5,268	100.00%	4,589	519	160	0
Overvotes	0		0	0	0	0
Undervotes	2,469		2,150	242	77	0
Contest Totals	7,737		6,739	761	237	0

Rep Judge of the Court of Common Pleas FTC 1-1-27

Vote For 1

	TOTAL	VOTE %	Election Day	In Office	Absentee	Provisional
Jon M. Ickes	5,092	100.00%	4,441	494	157	0
Total Votes Cast	5,092	100.00%	4,441	494	157	0
Overvotes	0		0	0	0	0
Undervotes	2,645		2,298	267	80	0
Contest Totals	7,737		6,739	761	237	0

Election Summary with Group Detail
2026 Primary Election

Unofficial Results

May 5, 2026

Sandusky County, Ohio

Rep Judge of the Court of Common Pleas FTC 2-10-27

Vote For 1

	TOTAL	VOTE %	Election Day	In Office	Absentee	Provisional
Jeremiah Ray	4,338	58.99%	3,803	423	112	0
Beth A. Tischler	3,016	41.01%	2,595	316	105	0
Total Votes Cast	7,354	100.00%	6,398	739	217	0
Overvotes	4		4	0	0	0
Undervotes	379		337	22	20	0
Contest Totals	7,737		6,739	761	237	0

Rep Judge of the Court of Common Pleas Prob/Juv FTC 2-9-27

Vote For 1

	TOTAL	VOTE %	Election Day	In Office	Absentee	Provisional
Brad Smith	5,696	100.00%	4,937	580	179	0
Total Votes Cast	5,696	100.00%	4,937	580	179	0
Overvotes	0		0	0	0	0
Undervotes	2,041		1,802	181	58	0
Contest Totals	7,737		6,739	761	237	0

Rep County Commissioner

Vote For 1

	TOTAL	VOTE %	Election Day	In Office	Absentee	Provisional
Richard J. Farmer II	3,671	50.89%	3,231	340	100	0
Paul K. Lotycz	2,655	36.80%	2,278	291	86	0
Timothy D. Newman	888	12.31%	770	88	30	0
Total Votes Cast	7,214	100.00%	6,279	719	216	0
Overvotes	6		4	1	1	0
Undervotes	517		456	41	20	0
Contest Totals	7,737		6,739	761	237	0

Election Summary with Group Detail

2026 Primary Election

May 5, 2026

Unofficial Results

Sandusky County, Ohio

Rep County Auditor

Vote For 1

	TOTAL	VOTE %	Election Day	In Office	Absentee	Provisional
David W. Freitag	5,557	100.00%	4,834	550	173	0
Total Votes Cast	5,557	100.00%	4,834	550	173	0
Overvotes	0		0	0	0	0
Undervotes	2,180		1,905	211	64	0
Contest Totals	7,737		6,739	761	237	0

Rep Member of County Central Committee City of Bellevue 1-A

Vote For 1

	TOTAL	VOTE %	Election Day	In Office	Absentee	Provisional
David W. Freitag	166	100.00%	150	12	4	0
Total Votes Cast	166	100.00%	150	12	4	0
Overvotes	0		0	0	0	0
Undervotes	50		43	4	3	0
Contest Totals	216		193	16	7	0

Rep Member of County Central Committee City of Bellevue 1-B

Vote For 1

	TOTAL	VOTE %	Election Day	In Office	Absentee	Provisional
Steven D. Smith	83	100.00%	69	3	11	0
Total Votes Cast	83	100.00%	69	3	11	0
Overvotes	0		0	0	0	0
Undervotes	26		21	2	3	0
Contest Totals	109		90	5	14	0

Rep Member of County Central Committee City of Bellevue 2-A

Vote For 1

	TOTAL	VOTE %	Election Day	In Office	Absentee	Provisional
Charles W. Crecelius	30	100.00%	30	0	0	0
Total Votes Cast	30	100.00%	30	0	0	0
Overvotes	0		0	0	0	0
Undervotes	8		8	0	0	0
Contest Totals	38		38	0	0	0

Rep Member of County Central Committee City of Bellevue 2-B

Vote For 1

	TOTAL	VOTE %	Election Day	In Office	Absentee	Provisional
George Cain	94	100.00%	83	3	8	0
Total Votes Cast	94	100.00%	83	3	8	0
Overvotes	0		0	0	0	0
Undervotes	43		36	6	1	0
Contest Totals	137		119	9	9	0

Rep Member of County Central Committee City of Clyde B

Vote For 1

	TOTAL	VOTE %	Election Day	In Office	Absentee	Provisional
Stacy Lyn Dickman	89	100.00%	75	8	6	0
Total Votes Cast	89	100.00%	75	8	6	0
Overvotes	0		0	0	0	0
Undervotes	27		24	2	1	0
Contest Totals	116		99	10	7	0

Election Summary with Group Detail
2026 Primary Election

Unofficial Results

May 5, 2026

Sandusky County, Ohio

Rep Member of County Central Committee City of Clyde C

Vote For 1

	TOTAL	VOTE %	Election Day	In Office	Absentee	Provisional
Lorilynn Balduf	77	100.00%	68	8	1	0
Total Votes Cast	77	100.00%	68	8	1	0
Overvotes	0		0	0	0	0
Undervotes	13		12	1	0	0
Contest Totals	90		80	9	1	0

Rep Member of County Central Committee City of Clyde D

Vote For 1

	TOTAL	VOTE %	Election Day	In Office	Absentee	Provisional
Roger O. Sorg II	73	100.00%	64	6	3	0
Total Votes Cast	73	100.00%	64	6	3	0
Overvotes	0		0	0	0	0
Undervotes	23		17	5	1	0
Contest Totals	96		81	11	4	0

Rep Member of County Central Committee City of Fremont 1-B

Vote For 1

	TOTAL	VOTE %	Election Day	In Office	Absentee	Provisional
Denis Otte	43	100.00%	38	2	3	0
Total Votes Cast	43	100.00%	38	2	3	0
Overvotes	0		0	0	0	0
Undervotes	18		15	3	0	0
Contest Totals	61		53	5	3	0

Election Summary with Group Detail
2026 Primary Election

Unofficial Results

May 5, 2026

Sandusky County, Ohio

Rep Member of County Central Committee City of Fremont 2-A

Vote For 1

	TOTAL	VOTE %	Election Day	In Office	Absentee	Provisional
Lisa LeJeune	46	100.00%	37	4	5	0
Total Votes Cast	46	100.00%	37	4	5	0
Overvotes	0		0	0	0	0
Undervotes	25		17	7	1	0
Contest Totals	71		54	11	6	0

Rep Member of County Central Committee City of Fremont 3-A

Vote For 1

	TOTAL	VOTE %	Election Day	In Office	Absentee	Provisional
Rebecca K. Hoffman	51	100.00%	44	6	1	0
Total Votes Cast	51	100.00%	44	6	1	0
Overvotes	0		0	0	0	0
Undervotes	19		16	1	2	0
Contest Totals	70		60	7	3	0

Rep Member of County Central Committee City of Fremont 4-B

Vote For 1

	TOTAL	VOTE %	Election Day	In Office	Absentee	Provisional
Richard A. Root	60	100.00%	53	7	0	0
Total Votes Cast	60	100.00%	53	7	0	0
Overvotes	0		0	0	0	0
Undervotes	9		7	2	0	0
Contest Totals	69		60	9	0	0

Election Summary with Group Detail
 2026 Primary Election
 May 5, 2026

Unofficial Results

Sandusky County, Ohio

Rep Member of County Central Committee Ballville Twp A
 Vote For 1

	TOTAL	VOTE %	Election Day	In Office	Absentee	Provisional
Richard Allen Geyer Sr.	132	58.93%	116	13	3	0
Aaron Humberger	92	41.07%	85	5	2	0
Total Votes Cast	224	100.00%	201	18	5	0
Overvotes	0		0	0	0	0
Undervotes	22		19	3	0	0
Contest Totals	246		220	21	5	0

Rep Member of County Central Committee Ballville Twp B
 Vote For 1

	TOTAL	VOTE %	Election Day	In Office	Absentee	Provisional
Richard L. Hoffman	86	100.00%	76	9	1	0
Total Votes Cast	86	100.00%	76	9	1	0
Overvotes	0		0	0	0	0
Undervotes	37		32	4	1	0
Contest Totals	123		108	13	2	0

Rep Member of County Central Committee Ballville Twp C
 Vote For 1

	TOTAL	VOTE %	Election Day	In Office	Absentee	Provisional
Bruce N. Hirt	94	100.00%	79	12	3	0
Total Votes Cast	94	100.00%	79	12	3	0
Overvotes	0		0	0	0	0
Undervotes	28		26	1	1	0
Contest Totals	122		105	13	4	0

Election Summary with Group Detail
 2026 Primary Election

Unofficial Results

May 5, 2026

Sandusky County, Ohio

Rep Member of County Central Committee Ballville Twp D

Vote For 1

	TOTAL	VOTE %	Election Day	In Office	Absentee	Provisional
Jan G. Sorg	185	100.00%	148	34	3	0
Total Votes Cast	185	100.00%	148	34	3	0
Overvotes	0		0	0	0	0
Undervotes	55		44	11	0	0
Contest Totals	240		192	45	3	0

Rep Member of County Central Committee Ballville Twp E

Vote For 1

	TOTAL	VOTE %	Election Day	In Office	Absentee	Provisional
Benjamin A. Decker	123	100.00%	110	12	1	0
Total Votes Cast	123	100.00%	110	12	1	0
Overvotes	0		0	0	0	0
Undervotes	46		43	3	0	0
Contest Totals	169		153	15	1	0

Rep Member of County Central Committee Ballville Twp F

Vote For 1

	TOTAL	VOTE %	Election Day	In Office	Absentee	Provisional
Janice L. Rusch	125	100.00%	106	12	7	0
Total Votes Cast	125	100.00%	106	12	7	0
Overvotes	0		0	0	0	0
Undervotes	50		33	15	2	0
Contest Totals	175		139	27	9	0

Rep Member of County Central Committee Ballville Twp G

Vote For 1

	TOTAL	VOTE %	Election Day	In Office	Absentee	Provisional
Joanne M. McDowell	130	100.00%	106	20	4	0
Total Votes Cast	130	100.00%	106	20	4	0
Overvotes	0		0	0	0	0
Undervotes	39		33	4	2	0
Contest Totals	169		139	24	6	0

Rep Member of County Central Committee Green Creek Twp A

Vote For 1

	TOTAL	VOTE %	Election Day	In Office	Absentee	Provisional
Steven L. Pearson	88	100.00%	84	4	0	0
Total Votes Cast	88	100.00%	84	4	0	0
Overvotes	0		0	0	0	0
Undervotes	27		25	2	0	0
Contest Totals	115		109	6	0	0

Rep Member of County Central Committee Green Creek Twp B

Vote For 1

	TOTAL	VOTE %	Election Day	In Office	Absentee	Provisional
David L. Tischler	106	100.00%	99	5	2	0
Total Votes Cast	106	100.00%	99	5	2	0
Overvotes	0		0	0	0	0
Undervotes	40		37	1	2	0
Contest Totals	146		136	6	4	0

Election Summary with Group Detail
2026 Primary Election

Unofficial Results

May 5, 2026

Sandusky County, Ohio

Rep Member of County Central Committee Green Creek Twp C

Vote For 1

	TOTAL	VOTE %	Election Day	In Office	Absentee	Provisional
Dennis P. Wott	101	100.00%	83	17	1	0
Total Votes Cast	101	100.00%	83	17	1	0
Overvotes	0		0	0	0	0
Undervotes	33		24	7	2	0
Contest Totals	134		107	24	3	0

Rep Member of County Central Committee Jackson Twp A

Vote For 1

	TOTAL	VOTE %	Election Day	In Office	Absentee	Provisional
Susan M. Shull	111	100.00%	104	5	2	0
Total Votes Cast	111	100.00%	104	5	2	0
Overvotes	0		0	0	0	0
Undervotes	43		41	2	0	0
Contest Totals	154		145	7	2	0

Rep Member of County Central Committee Jackson Twp B

Vote For 1

	TOTAL	VOTE %	Election Day	In Office	Absentee	Provisional
Daniel Joseph Boulee	74	100.00%	73	0	1	0
Total Votes Cast	74	100.00%	73	0	1	0
Overvotes	0		0	0	0	0
Undervotes	30		27	1	2	0
Contest Totals	104		100	1	3	0

Election Summary with Group Detail
 2026 Primary Election

Unofficial Results

May 5, 2026

Sandusky County, Ohio

Rep Member of County Central Committee Madison Twp

Vote For 1

	TOTAL	VOTE %	Election Day	In Office	Absentee	Provisional
Kara Hetrick	126	100.00%	117	7	2	0
Total Votes Cast	126	100.00%	117	7	2	0
Overvotes	0		0	0	0	0
Undervotes	49		45	2	2	0
Contest Totals	175		162	9	4	0

Rep Member of County Central Committee Gibsonburg Vill A

Vote For 1

	TOTAL	VOTE %	Election Day	In Office	Absentee	Provisional
Jean A. Turner	85	100.00%	78	5	2	0
Total Votes Cast	85	100.00%	78	5	2	0
Overvotes	0		0	0	0	0
Undervotes	25		24	1	0	0
Contest Totals	110		102	6	2	0

Rep Member of County Central Committee Gibsonburg Vill B

Vote For 1

	TOTAL	VOTE %	Election Day	In Office	Absentee	Provisional
Isaac John Boulee	103	100.00%	88	9	6	0
Total Votes Cast	103	100.00%	88	9	6	0
Overvotes	0		0	0	0	0
Undervotes	29		29	0	0	0
Contest Totals	132		117	9	6	0

Election Summary with Group Detail
2026 Primary Election

Unofficial Results

May 5, 2026

Sandusky County, Ohio

Rep Member of County Central Committee Sandusky Twp A

Vote For 1

	TOTAL	VOTE %	Election Day	In Office	Absentee	Provisional
Kathy J. Zyski	98	100.00%	88	6	4	0
Total Votes Cast	98	100.00%	88	6	4	0
Overvotes	0		0	0	0	0
Undervotes	36		29	5	2	0
Contest Totals	134		117	11	6	0

Rep Member of County Central Committee Sandusky Twp B

Vote For 1

	TOTAL	VOTE %	Election Day	In Office	Absentee	Provisional
Robert G. Bordner	72	66.06%	63	9	0	0
Cynthia L. Ickes	37	33.94%	34	3	0	0
Total Votes Cast	109	100.00%	97	12	0	0
Overvotes	0		0	0	0	0
Undervotes	17		13	4	0	0
Contest Totals	126		110	16	0	0

Rep Member of County Central Committee Sandusky Twp C

Vote For 1

	TOTAL	VOTE %	Election Day	In Office	Absentee	Provisional
Paul K. Lotycz	84	100.00%	71	10	3	0
Total Votes Cast	84	100.00%	71	10	3	0
Overvotes	0		0	0	0	0
Undervotes	30		26	3	1	0
Contest Totals	114		97	13	4	0

Election Summary with Group Detail
2026 Primary Election

Unofficial Results

May 5, 2026

Sandusky County, Ohio

Rep Member of County Central Committee Sandusky Twp D

Vote For 1

	TOTAL	VOTE %	Election Day	In Office	Absentee	Provisional
Barbara Ellen Bristley	91	39.57%	77	14	0	0
Charles F. Schwochow	139	60.43%	111	19	9	0
Total Votes Cast	230	100.00%	188	33	9	0
Overvotes	0		0	0	0	0
Undervotes	16		15	1	0	0
Contest Totals	246		203	34	9	0

Rep Member of County Central Committee Scott Twp

Vote For 1

	TOTAL	VOTE %	Election Day	In Office	Absentee	Provisional
Jeffrey Adams	114	69.09%	106	8	0	0
Ronald R. Fisher	51	30.91%	44	6	1	0
Total Votes Cast	165	100.00%	150	14	1	0
Overvotes	0		0	0	0	0
Undervotes	19		17	2	0	0
Contest Totals	184		167	16	1	0

Rep Member of County Central Committee Townsend Twp

Vote For 1

	TOTAL	VOTE %	Election Day	In Office	Absentee	Provisional
Marsha A. Clapp	154	100.00%	139	11	4	0
Total Votes Cast	154	100.00%	139	11	4	0
Overvotes	0		0	0	0	0
Undervotes	68		62	6	0	0
Contest Totals	222		201	17	4	0

Election Summary with Group Detail
2026 Primary Election

Unofficial Results

May 5, 2026

Sandusky County, Ohio

Rep Member of County Central Committee Lindsey Village

Vote For 1

	TOTAL	VOTE %	Election Day	In Office	Absentee	Provisional
Pierce Overmyer	59	100.00%	51	4	4	0
Total Votes Cast	59	100.00%	51	4	4	0
Overvotes	0		0	0	0	0
Undervotes	26		24	2	0	0
Contest Totals	85		75	6	4	0

Rep Member of County Central Committee Washington Twp A

Vote For 1

	TOTAL	VOTE %	Election Day	In Office	Absentee	Provisional
Lee P. Shaffer	98	100.00%	93	5	0	0
Total Votes Cast	98	100.00%	93	5	0	0
Overvotes	0		0	0	0	0
Undervotes	33		31	2	0	0
Contest Totals	131		124	7	0	0

Rep Member of County Central Committee Woodville Twp

Vote For 1

	TOTAL	VOTE %	Election Day	In Office	Absentee	Provisional
Ronald Miltz	100	65.36%	89	11	0	0
Carl Schuh	53	34.64%	51	2	0	0
Total Votes Cast	153	100.00%	140	13	0	0
Overvotes	0		0	0	0	0
Undervotes	58		57	1	0	0
Contest Totals	211		197	14	0	0

Rep Member of County Central Committee Woodville Village A

Vote For 1

	TOTAL	VOTE %	Election Day	In Office	Absentee	Provisional
Rosemary Titkemeier	109	100.00%	103	5	1	0
Total Votes Cast	109	100.00%	103	5	1	0
Overvotes	0		0	0	0	0
Undervotes	40		39	1	0	0
Contest Totals	149		142	6	1	0

Rep Member of County Central Committee Woodville Village B

Vote For 1

	TOTAL	VOTE %	Election Day	In Office	Absentee	Provisional
Ty Tracy	67	100.00%	64	2	1	0
Total Votes Cast	67	100.00%	64	2	1	0
Overvotes	0		0	0	0	0
Undervotes	22		22	0	0	0
Contest Totals	89		86	2	1	0

Rep Member of County Central Committee York A

Vote For 1

	TOTAL	VOTE %	Election Day	In Office	Absentee	Provisional
Paul M. Griffin	187	100.00%	163	21	3	0
Total Votes Cast	187	100.00%	163	21	3	0
Overvotes	0		0	0	0	0
Undervotes	98		93	4	1	0
Contest Totals	285		256	25	4	0

Election Summary with Group Detail
2026 Primary Election

Unofficial Results

May 5, 2026

Sandusky County, Ohio

Rep Member of County Central Committee City of Fremont 1-D

Vote For 1

	TOTAL	VOTE %	Election Day	In Office	Absentee	Provisional
Justin C. Smith	59	48.36%	50	8	1	0
Write-In Totals	63	51.64%	51	11	1	0
Write-In: George T. Dunlap IV	0	0.00%	0	0	0	0
Write-In: Invalid	0	0.00%	0	0	0	0
Not Assigned	63	51.64%	51	11	1	0
Total Votes Cast	122	100.00%	101	19	2	0
Overvotes	0		0	0	0	0
Undervotes	18		18	0	0	0
Contest Totals	140		119	19	2	0

Rep Member of County Central Committee City of Fremont 4-A

Vote For 1

	TOTAL	VOTE %	Election Day	In Office	Absentee	Provisional
Write-In Totals	8	100.00%	7	1	0	0
Write-In: Terry Thatcher	0	0.00%	0	0	0	0
Write-In: Invalid	0	0.00%	0	0	0	0
Not Assigned	8	100.00%	7	1	0	0
Total Votes Cast	8	100.00%	7	1	0	0
Overvotes	0		0	0	0	0
Undervotes	92		80	7	5	0
Contest Totals	100		87	8	5	0

Election Summary with Group Detail
2026 Primary Election

Unofficial Results

May 5, 2026

Sandusky County, Ohio

Rep Member of County Central Committee Riley Twp

Vote For 1

	TOTAL	VOTE %	Election Day	In Office	Absentee	Provisional
Joy E. Ferkel	173	99.43%	139	27	7	0
Write-In Totals	1	0.57%	1	0	0	0
Write-In: Donald J. Hedrick	0	0.00%	0	0	0	0
Write-In: Invalid	0	0.00%	0	0	0	0
Not Assigned	1	0.57%	1	0	0	0
Total Votes Cast	174	100.00%	140	27	7	0
Overvotes	0		0	0	0	0
Undervotes	50		45	4	1	0
Contest Totals	224		185	31	8	0

Lib Governor and Lieutenant Governor

Vote For 1

	TOTAL	VOTE %	Election Day	In Office	Absentee	Provisional
Don Kissick and James L. Mills	37	92.50%	31	3	3	0
Write-In Totals	3	7.50%	3	0	0	0
Write-In: Travis Jon Vought and Christy Jo Orr	0	0.00%	0	0	0	0
Write-In: Invalid	0	0.00%	0	0	0	0
Not Assigned	3	7.50%	3	0	0	0
Total Votes Cast	40	100.00%	34	3	3	0
Overvotes	0		0	0	0	0
Undervotes	12		11	1	0	0
Contest Totals	52		45	4	3	0

Election Summary with Group Detail
2026 Primary Election

May 5, 2026

Unofficial Results

Sandusky County, Ohio

Lib Auditor of State

Vote For 1

	TOTAL	VOTE %	Election Day	In Office	Absentee	Provisional
Write-In Totals	10	100.00%	8	2	0	0
Write-In: Aidan Michael Jeffery	0	0.00%	0	0	0	0
Write-In: Invalid	0	0.00%	0	0	0	0
Not Assigned	10	100.00%	8	2	0	0
Total Votes Cast	10	100.00%	8	2	0	0
Overvotes	0		0	0	0	0
Undervotes	42		37	2	3	0
Contest Totals	52		45	4	3	0

Lib Secretary of State

Vote For 1

	TOTAL	VOTE %	Election Day	In Office	Absentee	Provisional
Tom Pruss	41	100.00%	35	3	3	0
Total Votes Cast	41	100.00%	35	3	3	0
Overvotes	0		0	0	0	0
Undervotes	11		10	1	0	0
Contest Totals	52		45	4	3	0

Lib U.S. Senator UTE 1-3-29

Vote For 1

	TOTAL	VOTE %	Election Day	In Office	Absentee	Provisional
Jeffrey M. Kanter - Invalid	19	45.24%	18	0	1	0
William B. Redpath	23	54.76%	18	3	2	0
Total Votes Cast	42	100.00%	36	3	3	0
Overvotes	0		0	0	0	0
Undervotes	10		9	1	0	0
Contest Totals	52		45	4	3	0

Election Summary with Group Detail
2026 Primary Election

Unofficial Results

May 5, 2026

Sandusky County, Ohio

Lib Representative to Congress

Vote For 1

	TOTAL	VOTE %	Election Day	In Office	Absentee	Provisional
Write-In Totals	7	100.00%	6	0	1	0
Write-In: Invalid	0	0.00%	0	0	0	0
Write-In: Michael J. Veloff	0	0.00%	0	0	0	0
Not Assigned	7	100.00%	6	0	1	0
Total Votes Cast	7	100.00%	6	0	1	0
Overvotes	0		0	0	0	0
Undervotes	45		39	4	2	0
Contest Totals	52		45	4	3	0

Lib State Representative

Vote For 1

	TOTAL	VOTE %	Election Day	In Office	Absentee	Provisional
Write-In Totals	14	100.00%	12	2	0	0
Write-In: Benjamin David Machoukas	0	0.00%	0	0	0	0
Write-In: Invalid	0	0.00%	0	0	0	0
Not Assigned	14	100.00%	12	2	0	0
Total Votes Cast	14	100.00%	12	2	0	0
Overvotes	0		0	0	0	0
Undervotes	38		33	2	3	0
Contest Totals	52		45	4	3	0

Lib Member of State Central Committee 5th Dist

Vote For 2

	TOTAL	VOTE %	Election Day	In Office	Absentee	Provisional
Carl E. Fryman II	37	100.00%	31	3	3	0
Total Votes Cast	37	100.00%	31	3	3	0
Overvotes	0		0	0	0	0
Undervotes	67		59	5	3	0
Contest Totals	104		90	8	6	0

Election Summary with Group Detail
2026 Primary Election

Unofficial Results

May 5, 2026

Sandusky County, Ohio

Sandusky County 911 District Tax Levy Renewal
Vote For 1

	TOTAL	VOTE %	Election Day	In Office	Absentee	Provisional
FOR THE TAX LEVY	6,728	64.95%	5,455	969	304	0
AGAINST THE TAX LEVY	3,631	35.05%	3,134	391	106	0
Total Votes Cast	10,359	100.00%	8,589	1,360	410	0
Overvotes	3		3	0	0	0
Undervotes	323		258	43	22	0
Contest Totals	10,685		8,850	1,403	432	0

Woodville Village Tax Levy Current Expenses
Vote For 1

	TOTAL	VOTE %	Election Day	In Office	Absentee	Provisional
FOR THE TAX LEVY	210	48.72%	195	9	6	0
AGAINST THE TAX LEVY	221	51.28%	207	12	2	0
Total Votes Cast	431	100.00%	402	21	8	0
Overvotes	0		0	0	0	0
Undervotes	7		7	0	0	0
Contest Totals	438		409	21	8	0

Jackson Township Tax Levy Renewal and Increase Fire
Vote For 1

	TOTAL	VOTE %	Election Day	In Office	Absentee	Provisional
FOR THE TAX LEVY	190	52.20%	166	23	1	0
AGAINST THE TAX LEVY	174	47.80%	153	15	6	0
Total Votes Cast	364	100.00%	319	38	7	0
Overvotes	0		0	0	0	0
Undervotes	4		3	1	0	0
Contest Totals	368		322	39	7	0

Election Summary with Group Detail
2026 Primary Election

Unofficial Results

May 5, 2026

Sandusky County, Ohio

Townsend Township Tax Levy Additional Fire

Vote For 1

	TOTAL	VOTE %	Election Day	In Office	Absentee	Provisional
FOR THE TAX LEVY	147	52.50%	129	15	3	0
AGAINST THE TAX LEVY	133	47.50%	123	9	1	0
Total Votes Cast	280	100.00%	252	24	4	0
Overvotes	0		0	0	0	0
Undervotes	11		9	1	1	0
Contest Totals	291		261	25	5	0

York Township Zoning Plan

Vote For 1

	TOTAL	VOTE %	Election Day	In Office	Absentee	Provisional
YES	258	33.29%	215	36	7	0
NO	517	66.71%	442	49	26	0
Total Votes Cast	775	100.00%	657	85	33	0
Overvotes	0		0	0	0	0
Undervotes	10		8	2	0	0
Contest Totals	785		665	87	33	0

**May 5, 2026, Primary/Special Election
Unofficial Certification of Results
Signature Form**

We, the undersigned Members of the Board of Elections of County indicated below, do hereby certify that the Unofficial Results of the Election (county specific and most-populous, if applicable) submitted to the Secretary of State's Office are valid and accurate, and and the number of absentee voters reconciles with the number of absentee ballots cast and counted.


Sandusky
County Name

IN WITNESS WHEREOF, we have subscribed our names officially on the date indicated below:

May 5, 2026
Today's Date

Before signing this form, please prepare an email to Results@OhioSoS.gov with the following attachments, check them off, and ensuring the correct attachments are included with the email:


- Summary Report (if a separate report from Group Detail. If this report is unavailable, please contact your vendor.)
- Group Detail Report




Director



Deputy Director




Board Member



Board Member



Board Member



Board Member